




Adventure collection

Trekking, rafting and boat trip



To get the most of Kamchatka sights is better through different outdoor activities. Go to the Pacific ocean on a boat. Climb the crater of an active volcano on foot. Go rafting on the river. And if you want even more impressions — get by helicopter to the famous Geysers Valley or the Kuril lake.

Experiences you'll have

Active tour to Kamchatka

Volcanoes Mutnovsky, Gorely and Avachinsky — these places are well-known to everyone who has ever dreamed of going to Kamchatka. In this journey, you will not just see them from the side, but will climb to the top, look into the crater and can be truly proud of yourself.

But that's not all about this journey. What else is Kamchatka famous for? Bears and fish, of course. So, you will go rafting on the river, during which you can fish and see brown bears.

This route is for those who prefer to gather not only several places, but also several types of outdoor activities in one trip

Trekking and climbing, boat trip and rafting on the river, fishing and bear watching are waiting for you in this journey. If desired, for an additional fee, you can also take a helicopter tour to the Geysers valley or to Kuril lake.

All hiking routes will be light, without carrying the backpack. A few nights you will spend in a tent, but the dawns here are certainly worth seeing and will make you forget about any inconvenience.

We also recommend you the program "[Bucket list journey to Kamchatka](#)" — it does not include 3-days rafting, but there is a visit to the Tolbachik volcano, where in 2013 was one of the most powerful eruptions in Kamchatka over the past 100 years.

Photos in the gallery are shot by our tourist Artur Lyashenko

Itinerary

The journey begins with a meeting at the airport of Petropavlovsk-Kamchatsky, where you should travel to on your own. We can help with the purchase of tickets. If necessary, leave a comment on the application.

Note: The sequence of routes may vary depending on the date of arrival. If it is important for you to know what the itinerary will be at your arrival, please write about it in the comments to the application.

Day 1

After meeting at the airport you will move to

Petropavlovsk-Kamchatsky, where you will be accommodated in the hotel and rest. Then you can walk around the city.

We recommend you to climb the Mishennaya and

Nikolskaya hills, which offer a great view of the city, Avacha Bay and the "home group" of Kamchatka volcanoes: Avachinsky, Koryaksky and Kozelsky.

Also we advise you to visit the "Volcanarium" — an

interactive museum, which clearly presents the volcanic processes of Kamchatka. Please note, that museum tours should be booked in advance. You can book a tour at a convenient time by yourself, see prices and contacts on the [museum website](#).

You will have dinner with the guide at 8 p.m. and discuss

the program.

Day 2

Today you will enjoy a boat trip to the Avacha Bay. You will

see sea bird rookeries on Babushkin Kamen (Old Woman's Stone) Island and Tri Brata (Three Brothers) Island.

Kamchatka

Adventure collection

Difficulty



Age

from 8 y.o.

Group size

to 18

Duration

11 days

Accommodation at the trip



4 nights 2 nights 4 nights

Языки



guide

from 2 020 EUR



Next, you will go out to the Pacific ocean. If you are lucky,

you will meet the seals, whales and killer whales. If not, do not worry — you are going to visit Starichkov Island, where you will watch the largest sea bird rookery in Kamchatka.

If desired you will participate in sea fishing, after which

you will have lunch with fresh crabs and red fish soup cooked by assistant captain.

After lunch you will return to Petropavlovsk-Kamchatsky.

You will gather your baggage and go with SUVs to the area where volcanoes Mutnovsky, Gorely and Vilyuchinsky are located (90 km, ~2,5 hours). Here you will set up a campsite, have dinner and spend the night in tents.

Day 3

Today after breakfast you will go with SUVs to the

Mutnovsky volcano (2323 m high) and will rise up to its slope. From this point you will start the hiking route, which will last for 6-8 hours with stops for a snack and photoshoot at the most picturesque places.

While climbing the crater of volcano, you will see eternal

glaciers, colorful rock outcrops and a huge fumarole field with powerful sulfur dioxide emissions.

Next you will see a huge crater, consisting of two cones.

Each of them has acid lakes of different colors at the bottom. Also you can see boiling fumaroles on the steep slopes and waterfalls formed by melting glaciers.

After climbing you will walk to the Opasny (Russian

for Dangerous) waterfall. Its height is 80 m, and a powerful stream of rumbling water falls into a huge canyon.

In the evening you will return to the tent camp, have

dinner and rest.

Note: in early July, when there is still a lot of snow, the

route to the Mutnovsky volcano can pass from the other side, without visiting the Opasny waterfall. Be prepared for more challenging trekking in the snow.

Day 4

Today you will visit another active Gorely volcano (1829 m

high). Trekking route will take 4-6 hours, but the ascent will be more difficult with the total gaining altitude of 700 m.

From the top of the crater you will see a bright acid lake.

Then you will have a snack at the place with a beautiful view of Vilyuchinsky and Mutnovsky volcanoes.

In the afternoon you will return to the camp, pack your

things and move to the village of Paratunka. Here you will check into the hotel, have dinner and swim in the pool with hot thermal water.

Day 5

On this day you can relax in the thermal pool or take one

of the helicopter excursions (extra charge). You can fly to the Geysers valley that is the famous UNESCO world heritage site. Or you can visit the Kuril lake, where dozens of bears arrange salmon fishing. See the detailed description of helicopter tours in the "Common question" section.

After returning from the helicopter excursion you will to

the high plateau between the Avachinsky and Koryaksky volcanoes (45 km, 1,5 hours). You will stay at the Avachinsky alpine camp, have dinner and rest.

Day 6

You will climb one of the main Kamchatka volcanoes -

Avachinsky, which has a height of 2741 m. Ascent lasts 6-8 hours, the descent takes about 2-3 hours. The trekking route will be more difficult, than climbing the Gorely volcano.

You will return to the camp in the evening and rest. If

desired, you can visit a bathhouse.

Day 7

Today you will find an exciting off-road trip to the high

plateau located between Avachinsky and Koryak volcanoes. There you will have about 2-3 hours to walk along the volcanoes' slopes and the Camel mountain.

Here you can make wonderful pictures of mountain

landscapes and find entire colonies of ground squirrels. This kind of gophers have already become an implicit symbol of Kamchatka. They are not afraid of people, boldly beg for nuts and even pose for the camera.

Then you will return to Petropavlovsk-Kamchatsky, can

walk along the city and rest in hotel.

Day 8

After breakfast you will move to the Bystraya river valley

by car (120 km, 2 hours). From here your three-day rafting will begin.

The guide will control the raft, and you will be able to have

a rest, fish and enjoy the wildlife of Kamchatka. If the weather is warm, you will swim in the river.

In the evening you will make a stop to set up a camp.

Have dinner, spend the night in tents on the bank of the river.

Day 9

Your rafting continues, and today you will pass two rapids

that are safe even for the junior rafters.

You can go fishing and watching wild animals and birds. In

July and August bears hunt for fish, going to spawn, on the banks of the Bystraya river. And also you can see gulls, wild ducks and Steller's sea eagle.

In the evening you will set a camp on the river's bank, pick

mushrooms and berries and have dinner. You will taste caviar, cooked for five minutes by the special recipe.

Day 10

Today you will pass one more rapid and finish your rafting.

Then you will go back to Petropavlovsk-Kamchatsky by car (180 km, 3 hours), where you will stay at the hotel. In the evening you will enjoy a farewell dinner.

Day 11

After breakfast you will be taken to the fish market. You

can buy red fish, caviar and crabs here. Then you will be taken to the airport to depart home.

Accommodation at the trip

The first and last night of the tour you will spend at "**Petropavlovsk**" **Hotel 3*** or "**Geyser**" **Hotel 3***. Twin rooms are equipped with modern furniture, a table, chairs, a wardrobe, a TV and a private bathroom. On the ground floor there are cafe, where you will have breakfast. Please, note, that the hotel in Petropavlovsk-Kamchatsky may be changed to the same or higher level.

Four nights you will spend in the tent camp: two nights — in the vicinity of the volcanoes Mutnovsky and Gorely and two more — during the rafting on the Bystraya river. For the first time, the guides will teach you how to set up tents, and then you will do it yourself. All participants are given tents and tourist mats. You should bring your own sleeping bag or you can rent it on site for an additional fee (if necessary, please notify in advance). The campsite area also includes 2 large public tents for the kitchen and dining room, as well as a tent for the toilet. In the evenings you can charge phones and cameras using the generator.

On the 4th day of the trip you will stay at "**Solnechnaja**" **tourist base**, located at the Paratunka resort area. There are 2 single beds, bedside tables, chairs, a wardrobe, a TV and a private bathroom in the twin room. Also there are a cafe, a sauna and 3 pools with hot thermal water on the territory of the base.

On the basis of the "Avachinsky" alpine camp you will stay for 2 nights at houses for 4-10 people (with bunk beds). Washbasins and toilets are outdoor. There is a dining room on the territory of the camp. Also you can take a shower or visit a bathhouse, that is paid additionally.

FAQ

Who will be my guide

Transfer from the airport to the hotel on the first day of the tour and back on the last day is carried out by the driver.

From the second to the tenth days you will be accompanied by an experienced English-speaking guides, a driver and a cook.

Meals

The cost of the program includes three meals a day: hot breakfasts and dinners, as well as light snacks on the route. The menu includes cereals, salads, soups, side dishes, meat, fish, vegetables, fruits, sandwiches, cookies, sweets, tea and coffee.

During the active routes meals will be prepared by the cook. During your stay in the hotels and camp meals in cafe is included in the price.

You will need to paid extra only for breakfast and lunch on the first day of the trip.

Can children take part

Children from 8 years old can participate in this tour. Children under 12 years old are given a 10% discount.

What will the weather be like

Kamchatka is a mountainous region stretching from the North to the South and surrounded by the waters of the Pacific ocean and the Okhotsk sea. The weather here is changeable, and there is a special microclimate in different areas.

The best months for summer travel are July and August. The average temperature in August is +12°C to +16°C. In the highest parts of the mountains there are glaciers. Rain is possible, as well as snow at high altitudes. In the forest area there are a lot of mosquitoes and midges. In September, it is important to take into account the low temperature and the possibility of frost.

You should be ready for all kinds of weather conditions: from summer heat to strong winds with cold autumn rain and frosts.

What to bring

- a large backpack or travel bag (suitcases are not recommended)
- a sleeping bag with comfort temperature from 0 to -15°C (or can be rented on site)
- a warm, long, waterproof and windproof jacket with hood, belt and cuffs on the sleeves
- a down jacket, a vest, a raincoat
- a fleece jacket, a high neck sweater
- shirts, t-shirts, thermal underwear
- comfortable sports pants (made of lightweight quick-drying material, able to keep warm at low temperature)
- membrane pants, sport pants
- cotton and wool socks
- underwear
- swimsuit, rubber flip-flops, a towel
- baseball cap, a cap, a buff, gloves
- high trekking boots, hiking leggings, sneakers
- trekking poles, a tourist seat, a headlamp
- sunscreen and sun glasses
- a personal first aid kit
- a mosquito spray
- a thermos or a water bottle
- a small backpack (for day walks)

During the stay in tents you will be provided with tourist mats, and during the rafting — waders and dry bags.

Should I need the insurance

Insurance is not included in the tour price. We can help with it, if necessary. Please, leave a comment on the application form.

Optional helicopter excursions

On the fifth day of the tour, you can take one of the helicopter tours for an additional fee. Flights are carried out by Mi-8 helicopters. Duration of the tour: 6-7 hours. The group consists of 19-23 people, who are always accompanied by a guide. The price of the flight includes hot meals and swimming in natural springs (bring with you a swimsuit, a towel and slippers).

1. Geysers Valley

Cost: 690 EURO per person.

Highlights of the tour:

- flying around active volcanoes Karymskiy and Maliy Semyachik
- visiting the Geysers Valley — it is one of the largest geyser fields in the world. It is considered to be one of the Seven wonders of Russia and a UNESCO world heritage Site.
- observing the caldera of Uzon volcano — it is a giant hollow formed as a result of an ancient volcano's collapse. Hydrothermal activity is high occurred at the bottom of the caldera.
- swimming in Nalychevsky hot springs

2. Kuril lake

Cost: 690 EURO per person.

Highlights of the tour:

- Kuril lake — every year school of salmon come here to spawn, followed by dozens of brown bears. You will be able to observe them from a distance of only a few meters.
- the caldera of Ksudach volcano is a very picturesque place and is considered to be a natural monument
- swimming in the Khodutkinsky hot springs

If you wish to book a helicopter tour, please inform us at the time of booking or at least 2 weeks in advance. The flight is paid for at the airport, but seats in the helicopter is important to book in advance.

Note: in case of bad weather, the helicopter tour will not take place. If it is important for you to get to the Geysers Valley or Kuril lake during your trip to Kamchatka, we recommend to take some reserve days before or after the tour.

Booking

Kamchatka

Adventure collection

Difficulty	
Age	from 8 y.o.
Group size	to 18
Duration	11 days

Accommodation at the trip



from 2 020 EUR

What's included in the price:

- accommodation in the hotels (DBL, 4 nights) and at the campsite (2 nights)
- FB during the whole tour (except breakfast and lunch at day 1)
- guide and cook service (at days 2-10)

Extra charge:

- [airfare to Petropavlovsk-Kamchatsky](#) (starting at 29 000 roubles for a round-trip ticket)
- accommodation in a single room at hotel and in the tent, except for the camp "Avachinsky" (+235 EURO per person), optional

- interpreter's services (at days 2-10)
- rental of necessary tourist equipment (tents, dishes, rafts etc. except sleeping bag)
- transport services (bus and cross-country car)
- transfer from the airport to the hotel and back
- a boat trip to Avacha Bay (5-6 hours)
- visa support and registration

- the helicopter excursion to Geyser Valley and Uzon caldera (+690 EURO per person, optionally)
- the helicopter excursion to Kuril lake with bears watching (+690 EURO per person, optionally)
- rental of a sleeping bag (+3 EURO per person per day)
- insurance
- visiting a bathhouse in the camp "Avachinsky" (+140 EURO for 2 hours, with a group of 6 people), optional



Best price
guarantee



Personal
tours



Discounts for
regular clients



Gift
cards